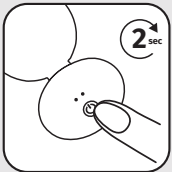




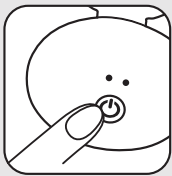
Gplug S



Diameter 3.0 cm / 1.18 in



Press ON/OFF and hold for two seconds



ON/OFF changes the modes of vibration



EN Powerful motor
Press ON/OFF and hold for two seconds.
 ON/OFF changes the modes of vibration

DE Ein leistungsfähiger Motor
Für die Entsicherung drücke ON/OFF und halte den Knopf für zwei Sekunden lang gedrückt.
 ON /OFF Ändern der Vibrationsmodi

FR Moteur puissant
Appuyez sur ON/OFF et maintenez la touche enfoncée pendant deux secondes.
 ON /OFF change les modes de vibration

ES Motor potente
Pulse ON/OFF y mantenga pulsado durante 2 segundos.
 ON/OFF cambio de modos de vibración

RU Сильный мотор
Нажмите ON/OFF и удерживайте 2 секунды для включения.
 Кнопка ON/OFF переключение режимов вибрации

Remote control of Gring XL


Gplug S can be controlled remotely by a no-cord controller – the Gring XL (sold separately). The controller fits a finger perfectly enabling an easy switch to a different mode while you enjoy the Gplug S.



● ON/ increasing the vibration



● Modes of vibration



● Decreasing the vibration / OFF

CHARGING

Connect the charger to the points of charging at the bottom of the toy. The USB-end is connected to the USB port of your computer or adaptor. When charging a light indicator starts blinking. As soon as the toy is fully charged the light stops blinking. The buttons will not work when charging meaning you can't use the toy.

- When the battery is low Gplug S will switch modes automatically to switch off.
- Charging time is around 1.5 hours. After fully charged the toy runs about 40 minutes at max speed.

3-YEAR WARRANTY